

Technical data sheet

342-230-15-S2/ST03/8Fx Smoke control servomotor without spring return

Description

Rotary servomotor for adjusting smoke control dampers in HVAC installations

- Running time 30 s / 90°
- Torque 15 Nm
- Nominal voltage 230 VAC/DC
- Control 2-point
- Auxiliary switch 2x fixed, not adjustable
- Connector COMES, BKN, BKE, RBFU
- Shaft coupling form fit 8 mm (8F 8)
form fit 10 mm (8F10)
form fit 12 mm (8F12)



Technical data

Electrical data	Nominal voltage	230 VAC/DC, 50/60 Hz
	Voltage range	85...265 VAC/DC
	Power consumption motor (motion)	7,0 W
	Power consumption standby (end position)	1,5 W
	Wire sizing	12,0 VA
	Wire sizing note	5,2 A @ 5 ms
	Control	2-point
	Feedback signal	-
	Auxiliary switch	2 x SPDT (AgAu)
	Contact load	1 mA...5 (2,5) A, 5...250 VDC
	Switching point	5° / 80°
	Connection motor	cable 1000 mm, 3 x 0,75 mm ² (halogen free) connector Tyco no 172166-1
	Connection auxiliary switch	cable 1000 mm, 6 x 0,75 mm ² (halogen free) connector Tyco no 172168-1
	Connection GUAC	-

Technical data

Functional data	Torque motor	15 Nm
	Torque spring	-
	Synchronized speed	±5%
	Direction of rotation	selected by mounting
	Manual override	-
	Angle of rotation	0°...max. 95°
	Running time motor	30 s / 90°
	Running time spring	-
	Sound power level motor	< 55 dB(A)
	Sound power level spring	-
	Shaft coupling	form fit 8 mm (8F 8) form fit 10 mm (8F10) form fit 12 mm (8F12)
	Position indication	mechanical with pointer
	Service life	> 10 000 cycles (0°...95°...0°)
	Thermal tripping device	-
	Temperature TF1	-
	Temperature TF2	-
Safety	Protection class	II (double insulation)
	Degree of protection	IP 54 (cable downwards)
	EMC	CE (2014/30/EU)
	LVD	CE (2014/35/EU)
	RoHS	CE (2011/65/EU - 2015/863/EU - 2017/2102/EU)
	Mode of operation	Typ 1.AA B (EN 60730-1)
	Rated impulse voltage supply / control	4 kV
	Control pollution degree	3 (EN 60730-1)
	Ambient temperature normal operation	-30°C...+50°C
	Ambient temperature safety operation	see "Operating mode / Properties"
	Storage temperature	-30°C...+80°C
	Ambient humidity	5...95% r.H., non condensing
Maintenance	maintenance free	
Dimensions / Weight	Dimensions	145 x 75 x 70 mm
	Weight	1500 g

Functionality / Properties

Operating mode

Connect power supply to wire 1+2, servomotor drives to position 1. Is also wire 3 connected to the power supply, servomotor drives to position 0.

The servomotor is overload-proof, requires no limit switches and automatically stops, when the end stop is reached.

Direct mounting

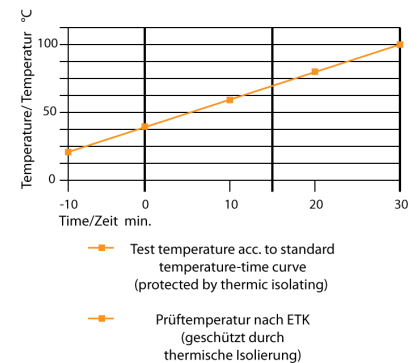
Simple direct mounting on the damper shaft with a form fit, protection against rotating with enclosed anti-rotation lock or rather at intended attachment points.

Signaling

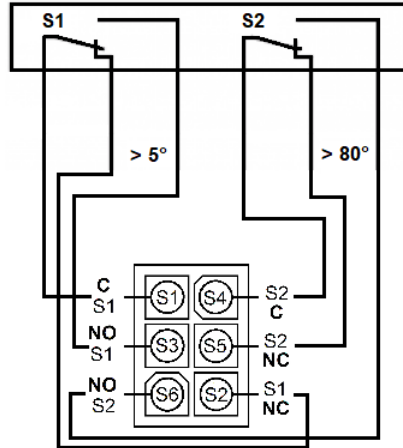
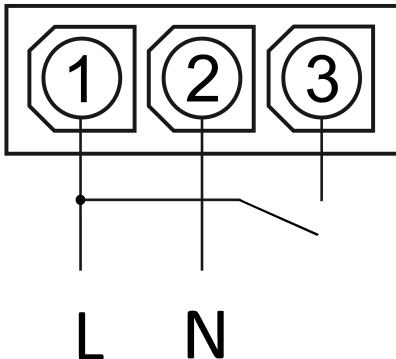
The two integrated auxiliary switches are activated at the fixed switching positions ($> 5^\circ$ and $> 80^\circ$). The damper position can be checked by the mechanical pointer.

Safety function

The safety function is guaranteed within the temperature range shown in the diagram below which is based on standard ÖNORM H 6029 and DIN 18232.



Connector / Security Note



Safety remarks

- Caution: power supply voltage!
- The device is not allowed to be used outside the specified field of application, especially in airplanes.
- It may only be installed by suitably trained personnel. Any legal regulations or regulations issued by authorities must be observed during assembly.
- The device may only be opened at the manufacturer's site.
- The device is not allowed to be disposed of as household refuse. All locally valid regulations and requirements must be observed.
- When calculating the required torque, the specifications supplied by the damper manufacturer's (cross-section, design, installation site), and the air flow conditions must be observed.
- The device is adapted and mounted to the fire and smoke damper by the damper manufacturer. For this reason, the device is only supplied direct to safety damper manufacturer. the manufacturer then bears full responsibility for the proper functioning of the damper.

Technical Drawing

